

NEW



doorpac 
creating the perfect opening

External Composite Doorset Range

www.doorpac.co.uk

Introduction

New External Doorset Range from Doorpac



Doorpac have been a leading supplier of timber fire rated doorsets to the UK construction industry for over 16 years, and to provide our customers with a complete doorset package we are now happy to announce the release of our external doorset range.

We are teaming up with one of the industry's most well-known and respected manufacturers to provide a quality, diverse and fully certified composite doorset product range. Completely manufactured in the UK and available in made-to-order sizes this range of products will complement our already diverse product range and allow us to supply our customers with a one-stop solution for residential schemes.

The two composite product ranges that we will be offering are UK CA-Marked, Symmetrically Tested and Industry Legislation Compliant:

Wind Resistance - BSEN 12211: 2000

Air Permeability - BSEN 1026: 2000

Watertightness - BSEN 1027: 2000

Thermal Transmittance - BS EN 10077-2.

Acoustic Performance - BS EN ISO 10140.

Weather Performance. - BS 6375-1 - (Classification: 880U)



External Composite GRP Doorsets

To give great definition and long life performance the GRP Doorsets we supply use glass reinforced plastic skins. For keeping people safe, secure and protected against all weather conditions. It's used today to make the hulls of boats because it's super-strong and has exceptional wind and water resistance.

To make the door more durable, the lock edge has been fitted with a full length of 4mm thick, powder-coated aluminium lock strip. Then your preferred lock sits flush inside your door.

Page 03 - 10



Hybrid Composite FD30 Doorsets

Doorsets are manufactured to a timber hybrid design. The door itself is manufactured using a solid timber core with GRP skins applied to front and back, for robust, long life and low maintenance use. The door frame comprises a central timber core with a UPVC outer skin to deliver the combined properties of structural integrity in a fire or security scenario, with a durable, easy to clean and low maintenance surface finish. The timber reinforcement of the frame also provides for structural stability for the fitting of key ironmongery components such as hinges, intumescent protection and lock keeps.

Page 11 - 15



External Composite GRP Doorsets

New External Doorset Range from Doorpac



**Door**

2.6mm GRP Laminate Face, Compressed PVC Frame and PU Foam Core

Frame

VEKA 68x70x48mm PVC-U Rebated Frame

Hinges

3x Heavy Duty Hinges

Lock & Ironmongery

Varies on requirements – See Options

Threshold & Sealing

68x70x48mm Full Frame Threshold – Other Options Available

**Wind Resistance**


Tested in accordance with BSEN 12211: 2000

Air Permeability

Tested in accordance with BSEN 1026: 2000

Watertightness

Tested in accordance with BSEN 1027: 2000



Create your own door design in 7 easy steps

Turn to the next page for style, colours and glazing options

Accreditations

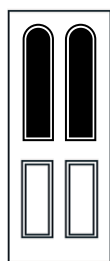
1. Choose a Moulded Door Design



GC1



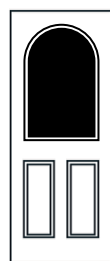
GC2



GC3



GC4



GC5



GC6



GC7



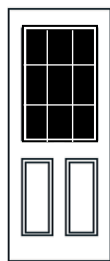
GC8



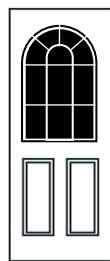
GC9



GC10



GC11



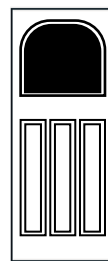
GC12



GC13



GC14

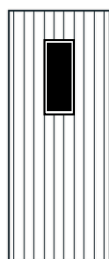


GC15

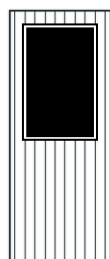
1. Choose a Contemporary Door Design



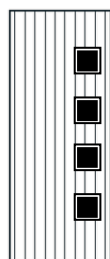
CC1



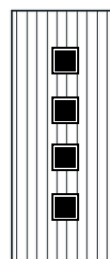
CC2



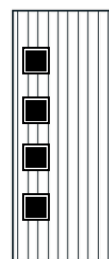
CC3



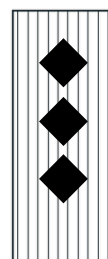
CC4



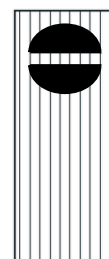
CC5



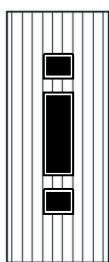
CC6



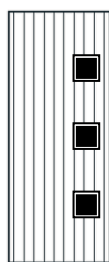
CC7



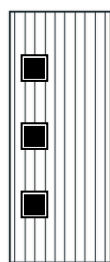
CC8



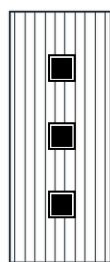
CC9



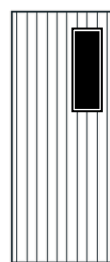
CC10



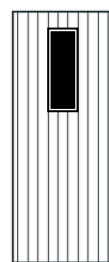
CC11



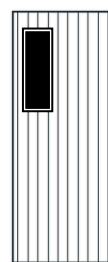
CC12




CC13



CC14



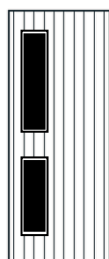
CC15



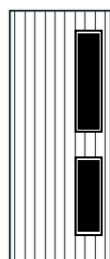
CC16



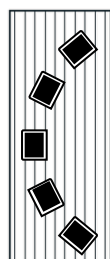
CC17




CC18



CC19

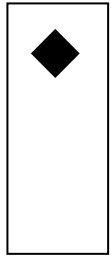


CC20

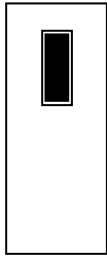


CC21

1. Choose a Flush Grained Door Design



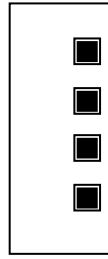
FC1



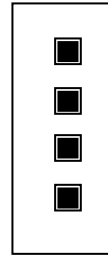
FC2



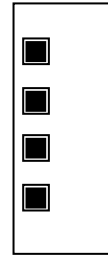
FC3



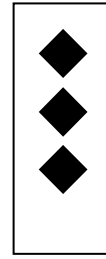
FC4



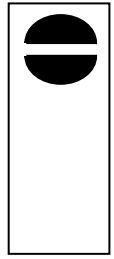
FC5



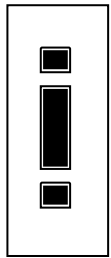
FC6



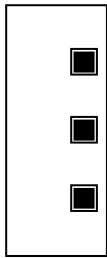
FC7



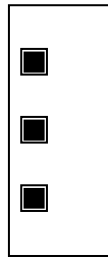
FC8



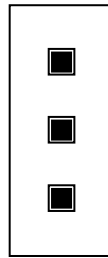
FC9




FC10



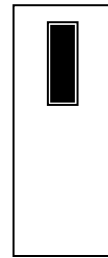
FC11



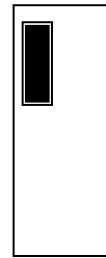
FC12




FC13




FC14



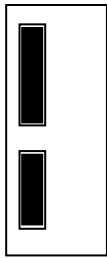
FC15



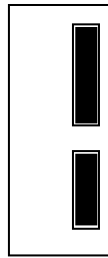
FC16



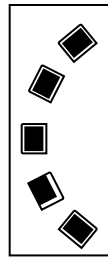
FC17




FC18



FC19



FC20



FC21

2. Choose your Door & Frame Colours



Red



Black

Chartwell
GreenDuck Egg
Blue

Poppy Red



Blue



Cream



Green



White

Black
Brown

Grey



Oak


* Stock Finishes




3. Choose Your Ironmongery Finish



Gold




Chrome



Black

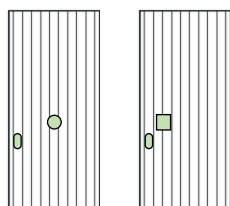


White



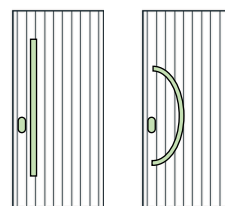
Graphite

4. Choose Your Lock & Operation Style



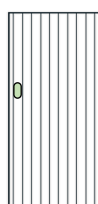
Contemporary – Door Knob

GU Slam Lock with Yale Superior Key/Turn 1 Star Cylinder, Classic or Square Door Knob & Challenger Hinges



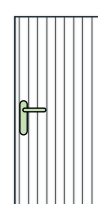
Contemporary – Pull Bar

GU Slam Lock with Ultion Key/Turn 3 Star Cylinder, Straight or Curved Long Pull Bar & Challenger Hinges



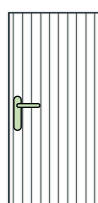
Handless – High Security

GU Slam Lock with Yale Superior Key/Turn 1 Star Cylinder, Escutcheon Pull & Challenger Hinges

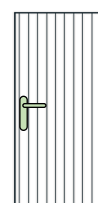


Lever Lock Option 01 - High Security

Yale Multipoint Lockmaster Lock with Yale Superior Key/Turn 1 Star Cylinder, Lever on Backplate Handle Set & Challenger Hinges



Lever Lock Option 2 - PAS24 & SBD
Winkhause Multipoint Lock with Ultion WXM Key/Turn 3 Star Cylinder, Lever on Backplate Handle Set & HD Adjustable Hinges
Minimum 870mm Width



Lever Lock Option 3 - PAS24 & SBD
Yale Multipoint Lockmaster Lock with Ultion WXM Key/Turn 3 Star Cylinder, Lever on Backplate Handle Set & Challenger Hinges
Minimum 870mm Width

5. Additional Ironmongery Options



Door Chain



TS008 Letter Plate



Door Knocker
Design Options
Available



Eye Viewer

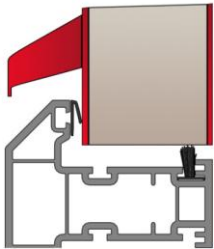


TS72 Door Closer

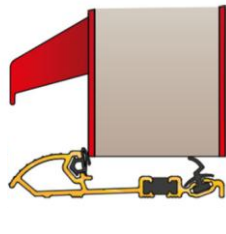


TS92 Door Closer

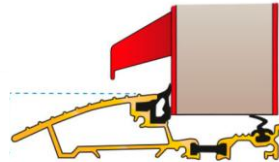
6. Additional Doorset Options



Change Default
Threshold to Low
50x70x30mm
Threshold



Change Default
Threshold to
Wheelchair
15x70x6mm
Threshold



Change Default
Threshold to MDS25
Wheelchair
25x115x14mm
Threshold



30x85 / 150 / 185mm
Hardwood Sill




Glazed or Unglazed
Side Panel to one or
both sides, with or
without letter plate



Glazed Fanlight



7. Choose Your Glass Type (if applicable to design)



Clear



Charcoal



Contora




Stippolyte



Autumn




Minster



Cotswold



Taffeta



Satin

* Non stock glass types are also available (such as Murano, Enfield, Staxton...)

7. Choose Your Glass Pattern (if applicable to design)



PAT1



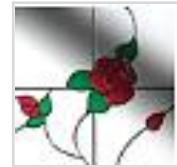
PAT2



PAT3



PAT4



PAT5



PAT6



PAT7



PAT8



PAT9



PAT10

* Non stock glass patterns are also available (such Warwick, Flemish, Digital, Oak, Mayflower)



**For technical specifications, installation guides, special-manufacture options and lead times,
please contact our sales team**

0114 256 1615

t: 0114 256 1615



Fire Rated Hybrid Composite Doorsets

New External Doorset Range from Doorpac



**Door**

Severe Duty Solid Timber Core with 2.6mm GRP Skin

Frame

48 x 68 x 70mm Hybrid Timber Frame with PVC-U Skin

Hinges

3x Grade 13 HD Butt Hinges SSS

Lock & Ironmongery

GU Multipoint Slam Lock with 3 Star Key/Turn Euro Cylinder – Security Backplate Handle Set

Threshold & Sealing

70x15mm Aluminium Threshold with Perimeter Sealing

**Thermal Transmittance**

Tested in accordance with BS EN 10077-2.

Acoustic Performance

Tested in accordance with BS EN ISO 10140.

Weather Performance.

Tested in accordance with BS 6375-1 - (Classification: 880U)



Create your own door design in 5 easy steps

Turn to the next page for style, colours and glazing options

Accreditations

1. Choose Your Door Designs



HC1



HC2



HC3



HC4



HC5




HC6



HC7



HC8



HC9



HC10

* Minimum & maximum door leaf sizes vary depending on design.

2. Choose Your Door & Frame Colours



Red



Black

Chartwell
GreenDuck Egg
Blue

Poppy Red



Blue



Cream



Green



White

Black
Brown

Grey

* Stock Finishes



3. Choose Your Ironmongery Finish



Gold



Chrome

4. Choose Your Glass Type (if applicable to design)



Clear



Stippolyte (obscure)

5. Additional Ironmongery Options



Door Chain



TS008 Letter Plate



Door Knocker



Eye Viewer



TS72 Door Closer

Also avail
in Gold



TS92 Door Closer

Additional Doorset Options



Glazed Fanlight



30x150mm Hardwood Sill

Don't forget to confirm your security requirements





**For technical specifications, installation guides, special-manufacture options and lead times,
please contact our sales team**

0114 256 1615





For assistance with your project please contact us on

0114 256 1615



Unit 2, Ranskill Court
Sheffield
Yorkshire
S9 5FZ

www.doorpac.co.uk